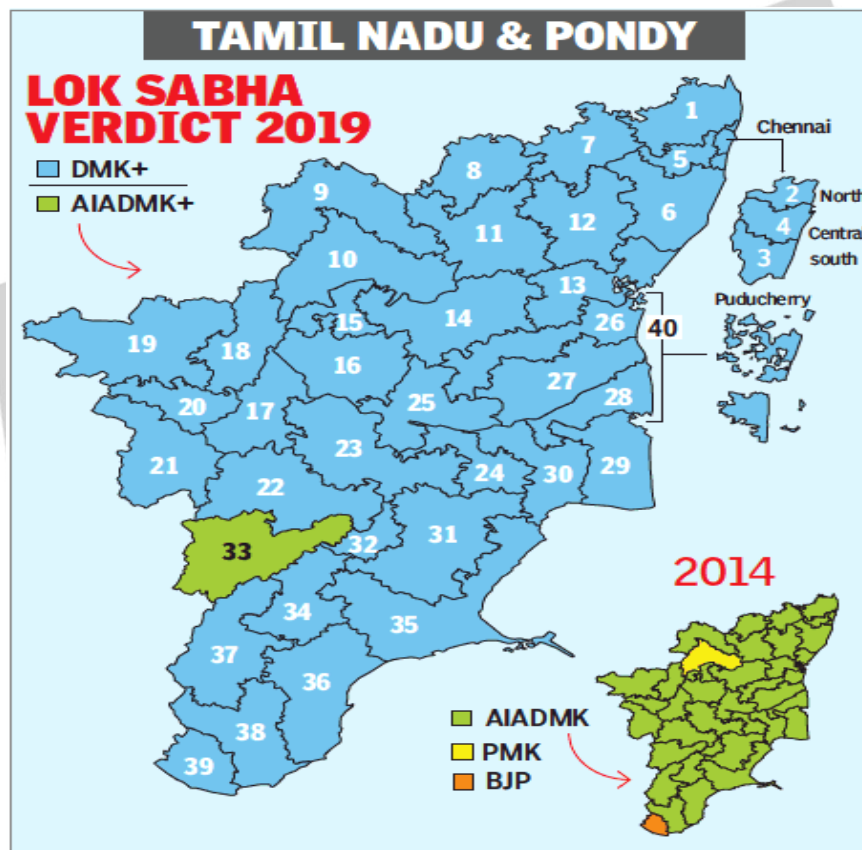


## EVERYDAY CURRENT AFFAIRS – MAY 24, 2019

### TAMIL NADU



◆ **DMK - has swept 31 seats among the 38 Lok Sabha seats in Tamil Nadu**

- ✓ The party, which is in alliance with congress and other parties, managed to get 37 seats overall
- ✓ The ruling AIADMK secured only one seat in Tamil Nadu's Theni district
- ✓ DMK won 23 seats, Congress eight and CPI and CPI(M), their other allies, registered victory in one seat each
- ✓ Meanwhile, in Puducherry, V Vaithilingam has won the lone seat for Congress.

# ◆ Lok Sabha Elections Results and Bypoll verdict in Tamil Nadu

## 1 TIRUVALLUR

**Winner** | K Jayakumar (Congress) Runner Up | Dr P Venugopal (AIADMK) Margin | 3,56,813 (leads till 12.20am)

## 2 CHENNAI NORTH

**Winner** | Dr Kalanidhi Veerasamy (DMK) Runner Up | R Mohanraj (DMDK) Margin | 4,61,518 (lead)

## 3 CHENNAI SOUTH

**Winner** | Thamizhachi Thangapandian (DMK) Runner Up | J Jayavardhan (AIADMK) Margin | 2,62,223

## 4 CHENNAI CENTRAL

**Winner** | Dayanidhi Maran (DMK) Runner Up | Sam Paul (PMK) Margin | 3,01,520 (lead)

## 5 SRIPERUMBUDUR (SC)

**Winner** | T R Baalu (DMK) Runner Up | Vaithilingam A (PMK) Margin | 5,07,955 (lead)

## 6 KANCHEEPURAM

**Winner** | G Selvam (DMK) Runner Up | K Maragatham (AIADMK) Margin | 2,86,632

## 7 ARAKKONAM

**Winner** | S Jagathrakshakan (DMK) Runner Up | A K Moorthy (PMK) Margin | 3,28,956

## 8 VELLORE

Election postponed

## 9 KRISHNAGIRI

**Winner** | Dr A Chellakumar (Congress) Runner Up | K P Munusamy (AIADMK) Margin | 1,56,765

## 10 DHARMAPURI

**Winner** | Dr S Senthilkumar (DMK) Runner Up | Anbumani Ramadoss (PMK) Margin | 66,712 (lead)

## 11 TIRUVANNAMALAI

**Winner** | C N Annadurai (DMK) Runner Up | Agri S Krishnamoorthy (AIADMK) Margin | 3,04,187

## 12 ARANI

**Winner** | M K Vishnuprasad (Congress) Runner Up | V Elumalai (AIADMK) Margin | 2,30,806

## 13 VILLUPURAM (SC)

**Winner** | D Ravikumar (DMK) Runner Up | Vadivel Ramanan S (PMK) Margin | 1,28,068

## 14 KALLAKURICHI (SC)

**Winner** | Gautham Sigamani Pon (DMK) Runner Up | L Sudish (DMDK) Margin | 3,99,919

## 15 SALEM

**Winner** | S R Parthiban (DMK) Runner Up | K R S Saravanan (AIADMK) Margin | 1,46,926 (lead)

## 16 NAMAKKAL

**Winner** | A K P Chinraj (DMK) Runner Up | Kaliappan P (AIADMK) Margin | 2,65,151

## 17 ERODE

**Winner** | A Ganesamurthi (DMK) Runner Up | G Manimaran (AIADMK) Margin | 2,10,618

## 18 TIRUPUR

**Winner** | K Subbarayan (CPI) Runner Up | M S M Anandan (AIADMK) Margin | 93,368

## 19 NILGIRIS (SC)

**Winner** | A Raja (DMK) Runner Up | Thiyagarajan M (AIADMK) Margin | 2,05,823

## 20 COIMBATORE

**Winner** | P R Natarajan (CPM) Runner Up | C P Radhakrishnan (BJP) Margin | 1,76,918

## 21 POLLACHI

**Winner** | K Shanmugasundaram (DMK) Runner Up | C Mahendran

(AIADMK) Margin | 1,73,359 (lead)

## 22 DINDIGUL

**Winner** | P Velusamy (DMK) Runner Up | Jothimuthu (PMK) Margin | 5,38,972

## 23 KARUR

**Winner** | S Jothimani (Congress) Runner Up | M Thambidurai (AIADMK) Margin | 4,20,546

## 24 TRICHY

**Winner** | S Thirunavukkarasu (Congress) Runner Up | V Elangovan (DMDK) Margin | 4,59,286

## 25 PERAMBALUR

**Winner** | T R Parivendar (DMK) Runner Up | N R Sivapathy (AIADMK) Margin | 4,03,518

## 26 CUDDALORE

**Winner** | T R V S Ramesh (DMK) Runner Up | R Govindasamy (PMK) Margin | 1,43,983 (lead)

## 27 CHIDAMBARAM (SC)

**Winner** | Thol Thirumavalavan (VCK) Runner Up | P Chandrasekhar (AIADMK) Margin | 2,845 (lead)

## 28 MAYILADUTHURAI

**Winner** | S Ramalingam (DMK) Runner Up | S Asamani (AIADMK) Margin | 2,61,314

## 29 NAGAPATTINAM (SC)

**Winner** | M Selvaraj (CPI) Runner Up | M Saravanan (AIADMK) Margin | 2,07,793

## 30 THANJAVUR

**Winner** | S S Palanimanickam (DMK) Runner Up | N R Natarajan (TMC) Margin | 3,63,043

## 31 SIVAGANGA

**Winner** | Karti Chidambaram (Congress) Runner Up | H Raja (BJP) Margin | 3,32,244

## 32 MADURAI

**Winner** | S Venkatesan (CPI) Runner Up | Raj Satyan VVR (AIADMK) Margin | 1,39,395 (lead)

## 33 THENI

**Winner** | P Ravindranathkumar (AIADMK) Runner Up | EVKS Elangovan (Congress) Margin | 69,813 (lead)

## 34 VIRUDHUNAGAR

**Winner** | Manick Tagore (Congress) Runner Up | R Alagarsamy (AIADMK) Margin | 1,54,554 (lead)

## 35 RAMANATHAPURAM

**Winner** | Nawas Kani K (IUML) Runner Up | Nainar Nagendran (BJP) Margin | 1,23,979 (lead)

## 36 TUTICORIN

**Winner** | Kanimozhi (DMK) Runner Up | Tamilsai Soundarajan (BJP) Margin | 3,47,209

## 37 TENKASI (SC)

**Winner** | Dhanush M Kumar (DMK) Runner Up | K Krishnasami (AIADMK) Margin | 1,20,286

## 38 TIRUNELVELI

**Winner** | Gnanathiraviam S (DMK) Runner Up | Paul Manoj Pandian (AIADMK) Margin | 1,85,457

## 39 KANYAKUMARI

**Winner** | H Vasanthakumar (Congress) Runner Up | Pon Radhakrishnan (BJP) Margin | 2,60,029 (lead)

## 40 Puducherry

**Winner** | Ve Vaithilingam (Congress) Runner Up | Narayanasamy Kesavan (AINRC) Margin | 1,97,025 (lead)

## PERAMBUR

**Winner** | R D Sekar (DMK) Runner Up | R S Rajesh (AIADMK) Margin | 53,194\*

## POONAMALLEE

**Winner** | A Krishnasamy (DMK) Runner Up | G Vaithianathan (AIADMK) Margin | 60,096\*

## TIRUPORUR

**Winner** | Idhayavarmam. L (DMK) Runner Up | S Arumugam (AIADMK) Margin | 21,013

## SHOLINGUR

**Winner** | G Sampathu (AIADMK) Runner Up | A Asokan (DMK) Margin | 16,056

## GUDIYATHAM

**Winner** | Kathavarayan. S (DMK) Runner Up | Moorthy.R (AIADMK) Margin | 27,841

## AMBUR

**Winner** | A C Vilwanathan (DMK) Runner Up | J Jothi Ramalinga Raja (AIADMK) Margin | 37,767

## HOSUR

**Winner** | Sathya S A (DMK) Runner Up | Jyothi .S (AIADMK) Margin | 23,213

## PAPPIREDDIPATTI

**Winner** | Govindasamy A (AIADMK) Runner Up | A Mani (DMK) Margin | 17,809\*

## HARUR

**Winner** | V Sampathkumar (AIADMK) Runner Up | C Krishnakumar (DMK) Margin | 9,394\*

## NILAKOTAI

**Winner** | Thenmozhi S. (AIADMK) Runner Up | Soundarapandian S (DMK) Margin | 20,675\*

## TIRUVARUR

**Winner** | Poondi Kalaivanan (DMK) Runner Up | Jeevanantham R. (AIADMK) Margin | 63,122

## THANJAVUR

**Winner** | T K G Neelamagam (DMK) Runner Up | R Gandhi (AIADMK) Margin | 33,980

## MANAMADURAI

**Winner** | S Nagarajan (AIADMK) Runner Up | Kasilingam (DMK) Margin | 8,194\*

## ANDIPATTI

**Winner** | A Maharajan (DMK) Runner Up | A Logirajan (AIADMK) Margin | 11,285

## PERIYAKULAM

**Winner** | Saravanakumaar K S (DMK) Runner Up | Mayivel M (AIADMK) Margin | 17,204\*

## SATTUR

**Winner** | RAJAVARMAN M S R (AIADMK) Runner Up | Srinivasan V (DMK) Margin | 1,101

## PARAMAKUDI

**Winner** | Sathan Prabhakar (AIADMK) Runner Up | Sambathkumar S (DMK) Margin | 13,559\*

## VILATHIKULAM

**Winner** | Chinnappan. P (AIADMK) Runner Up | A C Jayakumar (DMK) Margin | 28,554

## ARAVAKURICHI

**Winner** | Senthil Balaji (DMK) Runner Up | V V Senthilnathan (AIADMK) Margin | 28,526

## SULUR

**Winner** | P Kandhasamy (AIADMK) Runner Up | Pongalur N Palanisamy (DMK) Margin | 10,113

## OTTAPIDRAM

**Winner** | Shunmugaiah. C (DMK) Runner Up | P Mohan (AIADMK) Margin | 19,629\*

## TIRUPARANKUNDRAM

**Winner** | P Saravanan (DMK) Runner Up | S Muniyandi (AIADMK) Margin | 2,396

\* Figures as of 12.20am

## NATIONAL

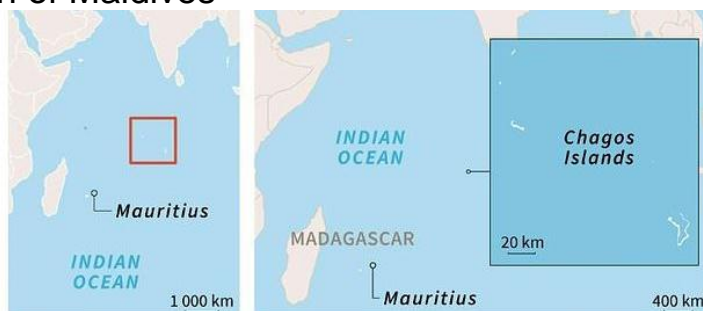
- ◆ **Assam Rifles and Indian Coast Guard - signed a 'Affiliation Charter' between 3rd (Naga Hills) Battalion of Assam Rifles and Indian Coast Guard (ICG) Ship 'Shaurya' at a ceremony held at Laitkor, Shillong**



- ✓ The association will promote bilateral cooperation in the exchange of information and personnel for training in sports, adventure and sustainable development.
- ✓ Assam Rifles is India's oldest Para Military Force
- ✓ It has 46 Battalions deployed at Indo-Myanmar border for countering insurgency in the north east region
- ✓ 3rd (Naga Hills) Battalion Assam Rifles is oldest battalion of the Para Military force
- ✓ The ICG Ship 'Shaurya' is built indigenously at Goa Shipyard Limited
- ✓ It is a 105 mtrs long Offshore Patrol Vessel (OPV) which was commissioned on August 12, 2017 and is based in Chennai
- ◆ **A new website, [vijayibharat.narendramodi.in](http://vijayibharat.narendramodi.in) - was launched by BJP to congratulate the Prime Minister, Narendra Modi and his party, BJP**
- ✓ Any person can visit this website and can congratulate him by writing a message along with his name

## INTERNATIONAL

- ◆ **United Nation General Assembly (UNGA) - passed a non-binding resolution asking United Kingdom (UK) to return Chagos Archipelago in Indian Ocean to Mauritius**
- ✓ Chagos Archipelago comprises of more than 60 islands in Indian Ocean, located about 500 km south of Maldives



- ✓ Since 18th century when the French first settled in islands, it had been part of Mauritius only
- ✓ In 1801, all of the islands of French colonial territory in region were ceded to British
- ✓ It remained as a British Indian Ocean Territory (BIOT) even after the independence of Mauritius from UK in 1968 and is being
- ✓ used for defence purposes by UK and United States
- ✓ The US also established a military base on island of Diego Garcia which is largest of all islands
- ✓ In February 2019 International Court of Justice (ICJ) upheld that UK should end its administration over Chagos Archipelago as rapidly as possible.
- ✓ India was among 116 nations who voted in favour of resolution

### ◆ **World Health Organization (WHO) - has declared Algeria and Argentina as 'Malaria-Free' countries**

- ✓ The indigenous transmission of disease was last reported from Algeria in 2013, while last case of Argentina was recorded in 2010
- ✓ Algeria became second country in Africa to be declared malaria-free, after Mauritius, which was certified in 1973
- ✓ Argentina became second country in South America to be certified malaria free after Paraguay, which was certified in June 2018
- ✓ Till date a total of 36 countries have received WHO's malaria free certification
- ✓ A country can be declared 'malaria-free' if no indigenous transmission of malaria is reported for at least 3 consecutive years
- ✓ Four countries in African continent accounted for nearly 50% of all malaria cases worldwide, namely Nigeria (25%), the Democratic Republic of the Congo (DRC 11%), Mozambique (5%), and Uganda (4%)

## **CONFERENCES & SUMMITS**

### ◆ **The Shanghai Cooperation Organisation (SCO) Council of Foreign Ministers - was held in Kyrgyzstan capital Bishkek.**

- ✓ External Affairs Minister Sushma Swaraj represented the nation in the 2-day meeting
- ✓ The meeting reviewed the preparations for forthcoming SCO Summit which is scheduled to be held in Bishkek on 13-14 June 2019.
- ✓ This was the second SCO Council of Foreign Ministers (CFM) meeting attended by India as a full member of SCO
- ✓ The last CFM meeting was held in Beijing, China on April 2018.
- ✓ The Shanghai Cooperation Organisation (SCO) was founded in 2001 at Shanghai summit by presidents of Russia, China, Kyrgyz Republic, Kazakhstan, Tajikistan and Uzbekistan.

- ✓ India and Pakistan were granted membership in 2017
- ✓ Both these countries were granted the status of observer since 2005
- ✓ Iran, Afghanistan, Belarus and Mongolia are the current observer countries in the SCO
- ✓ Azerbaijan, Cambodia, Armenia, Turkey, Sri Lanka and Nepal are the current SCO dialogue partners

## SCIENCE, TECHNOLOGY & ENVIRONMENT

### ◆ **Pakistan - has successfully test-fired a land-based ballistic missile named 'Shaheen-II'**

- ✓ Earlier, it had successfully test fired a medium-range nuclear-capable ballistic missile Shaheen-II on March 9, 2004
- ✓ Now, it had test fired an intermediate-range nuclear-capable ballistic missile which could 2,000 km.
- ✓ Shaheen missile series is named after a Falcon (bird) species that lives in Pakistan's mountains

## DEFENCE

### ◆ **China - has delivered the first overhauled multi-role JF-17 Thunder fighter jet to the Pakistan Air Force. (PAF)**

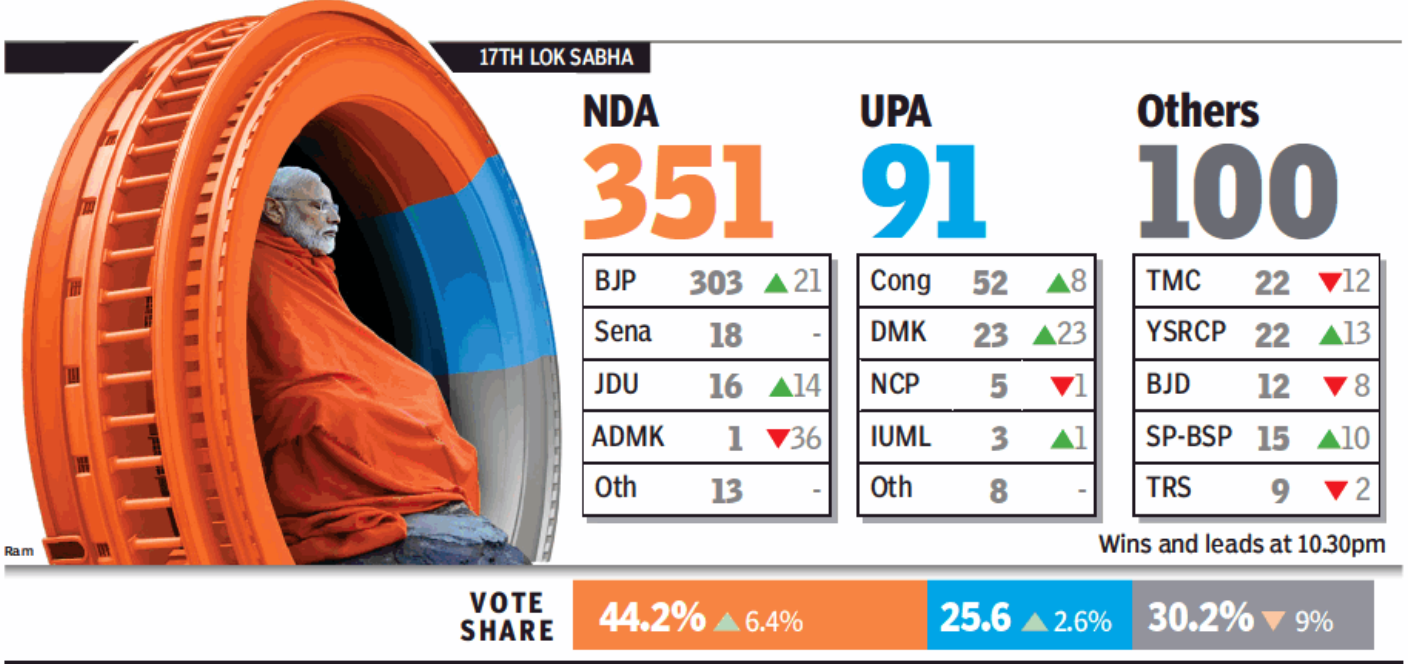
- ✓ It had supplied the first batch of jets to Pakistan in 2007, following the US arms embargo post 1990 restricting the sale of F-16 aircrafts to PAF
- ✓ The first overhaul of JF-17s started in November 2017 after a contract was signed between two nations in 2016
- ✓ The JF-17s jet were reassembled and delivered to its Pakistani client by Changsha 5712 Aircraft Industry Co Ltd under state-owned Aviation Industry Co Ltd under state-owned Aviation Industry Corporation of China (AVIC) in March
- ✓ China is also currently building four new modern naval warships for Pakistan

## 2019 – 17<sup>th</sup> LOK SABHA ELECTIONS – A REPORT

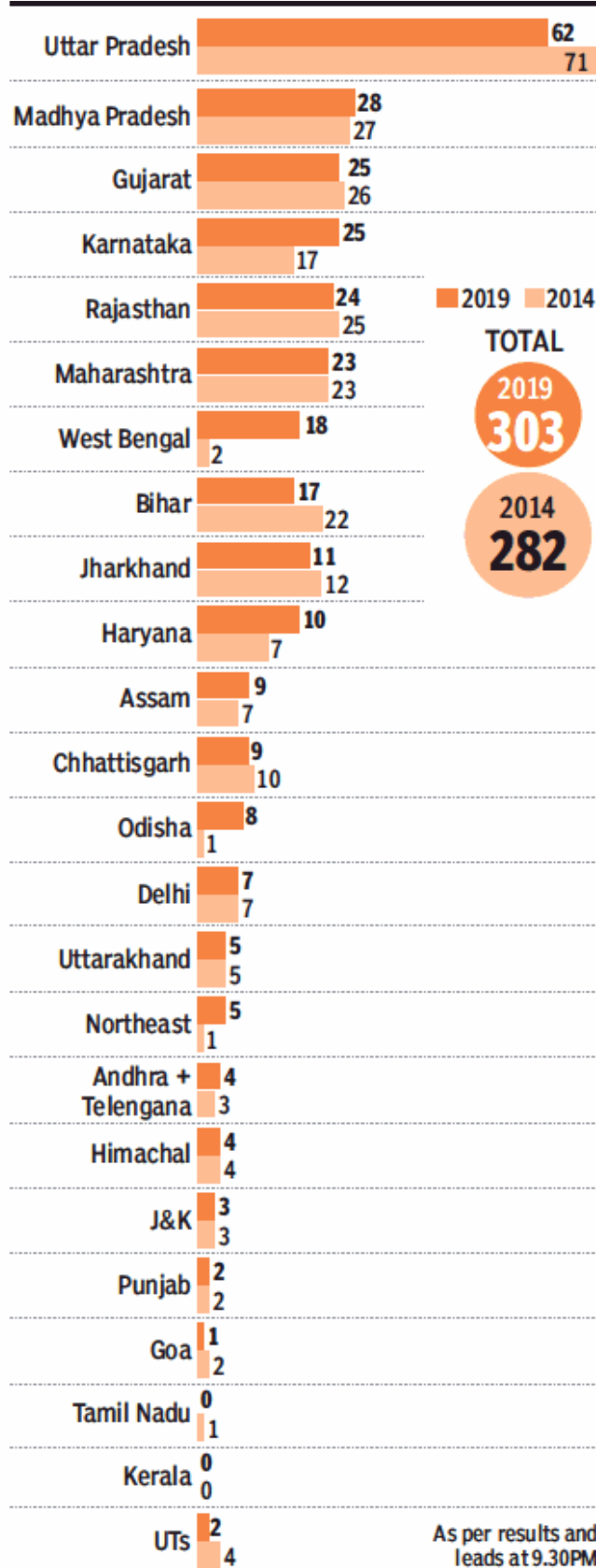
### ◆ **Prime Minister Narendra Modi – was voted back to power in a historic victory in which the Bharatiya Janata Party bagged more than 50% of the votes in 17 states and union territories**

- ✓ With the mandate, the 68-year-old leader had become the first Prime Minister after Jawahar Lal Nehru and Indira Gandhi to win a second consecutive five-year term with a full majority.
- ✓ Meanwhile, the Congress, the main Opposition party, managed to increase its vote share from 2014 only by a handful of votes, with a final tally of 52 votes

- ✓ There will be no Leader of Opposition in the upcoming Lower House for a second consecutive term.
- ✓ This is the highest vote share received by BJP nationwide in any Lok Sabha election since the party was (re)formed in 1980
- ✓ Modi also becomes the first prime minister to return to power winning a bigger vote share for the party enjoying full single-party majority in the Lok Sabha since Jawaharlal Nehru's victory in 1957 Lok Sabha election



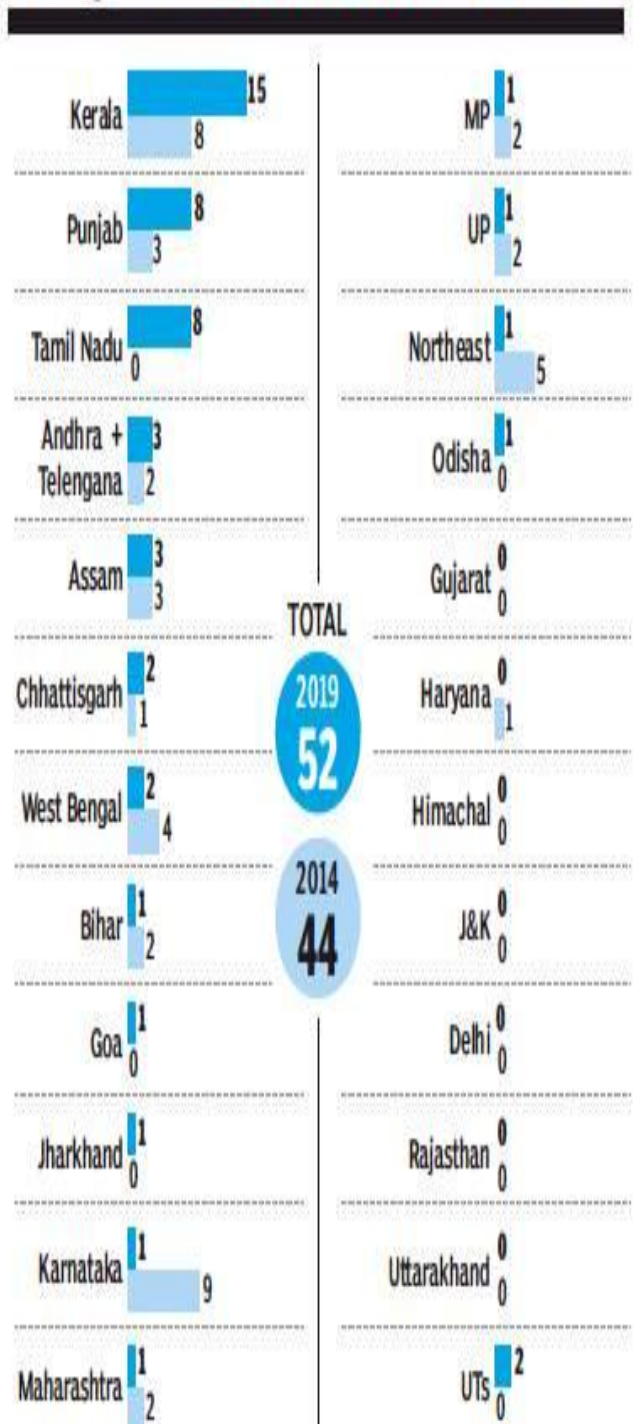
## ◆ Breakup of seats won by BJP and Congress in 2019 vs 2014



Note: Northeast states except Assam have been counted together. All UTs except Delhi shown together

As per results and leads at 9.30PM

## Congress: 2014 vs 2019



Note: Northeast states except Assam have been counted together. All UTs except Delhi shown together

As per results and leads at 9.30PM

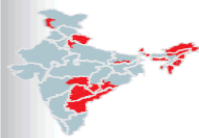
**PHASES**

**VERDICT 2019**



# Phase by phase, wave kept growing

BJP supporters maintained that the Modi wave was an undercurrent this time. It surely began that way. In the first phase, BJP's vote share grew by 1.9%, in the second, by 3.7%, then 6.5%, and so on until it had surged by 12.8% in the sixth phase. The last phase, which covered Punjab, proved an exception though the vote share still grew by 7.6%. Congress' vote share, on the other hand, grew by a maximum of 1.9% in the second phase while falling in three of the seven phases



	2019	2014
BJP	31	32
YSRCP	22	0
TRS	9	11
Cong	8	7
TDP	3	16
BJD	3	4
Others	15	12

	2019	2014
BJP	38	36
DMK	23	27
Cong	1	12
Sena	4	4
JD(U)	4	4
ADMK	2	1
BJD	2	2
CPM	2	9
Others	9	0

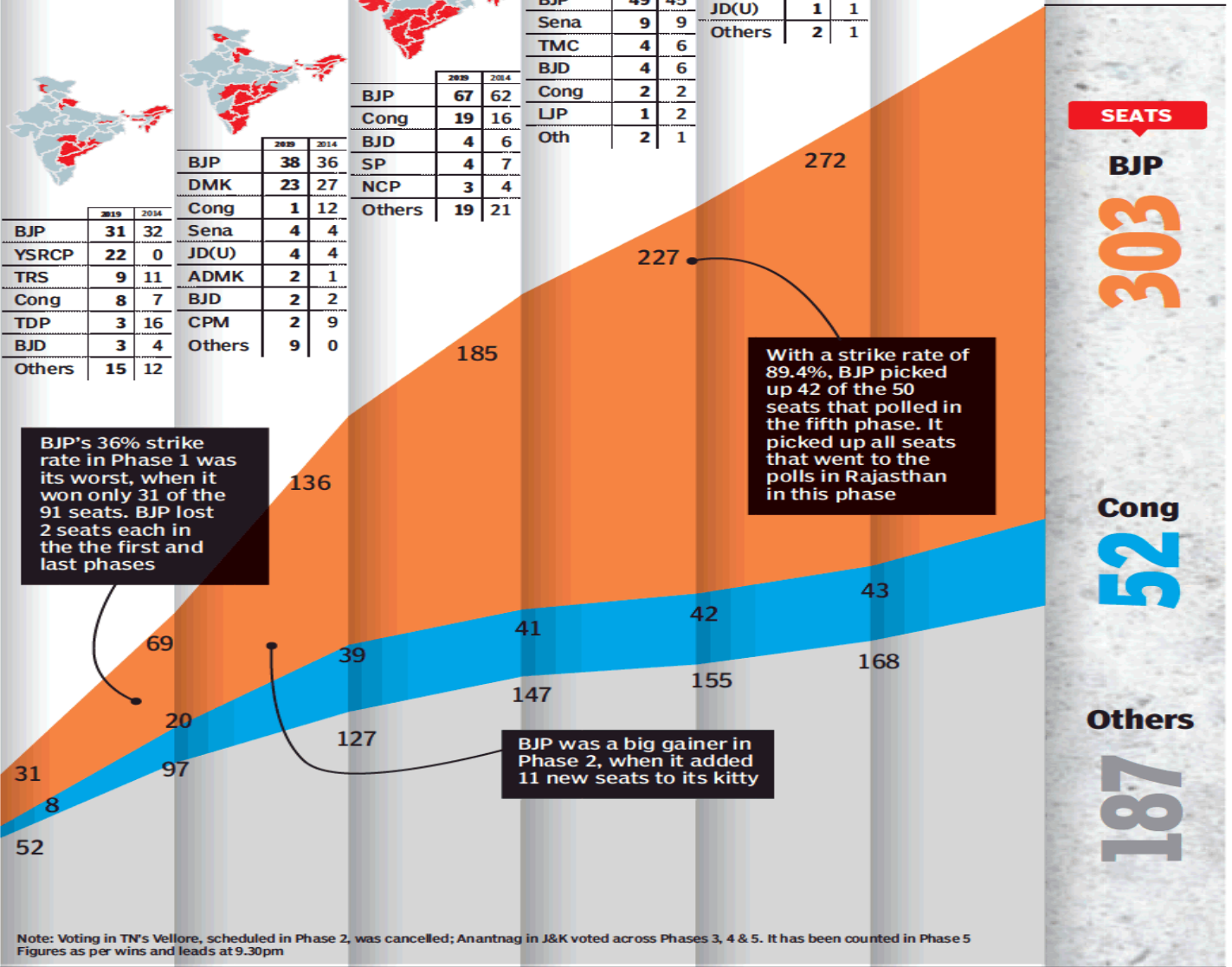
	2019	2014
BJP	67	62
Cong	19	16
BJD	4	6
SP	4	7
NCP	3	4
Others	19	21

	2019	2014
BJP	49	45
Sena	9	9
TMC	4	6
BJD	4	6
Cong	2	2
LJP	1	2
Oth	2	1

	2019	2014
BJP	42	39
TMC	4	7
Cong	1	2
LJP	1	1
JD(U)	1	1
Others	2	1

	2019	2014
BJP	45	44
BSP	4	8
TMC	3	2
JD(U)	3	2
Cong	1	1
LJP	1	1
Others	2	1

	2019	2014
BJP	31	33
TMC	9	9
Cong	9	4
JD(U)	3	4
SAD	2	3
BSP	2	2
AD	2	2
Others	1	2



BJP's 36% strike rate in Phase 1 was its worst, when it won only 31 of the 91 seats. BJP lost 2 seats each in the first and last phases

With a strike rate of 89.4%, BJP picked up 42 of the 50 seats that polled in the fifth phase. It picked up all seats that went to the polls in Rajasthan in this phase

BJP was a big gainer in Phase 2, when it added 11 new seats to its kitty

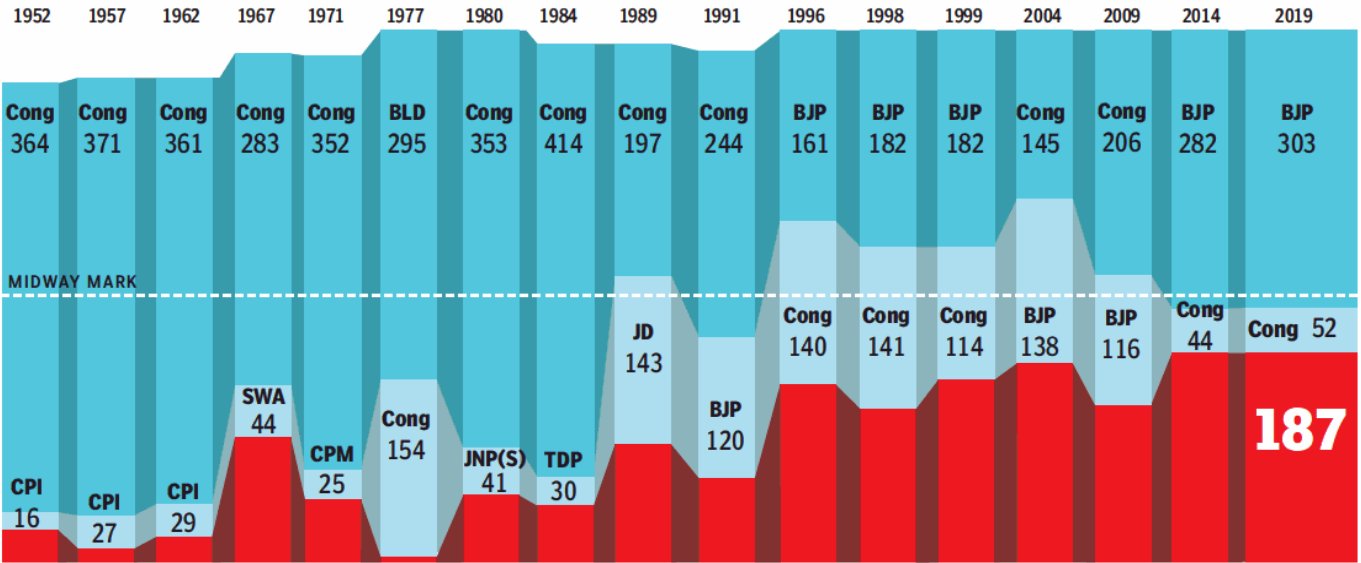
Note: Voting in TN's Vellore, scheduled in Phase 2, was cancelled; Anantnag in J&K voted across Phases 3, 4 & 5. It has been counted in Phase 5  
Figures as per wins and leads at 9.30pm



# Out Of Reckoning For Two Decades Now

The space occupied by regional parties has increased, more at the cost of Congress than BJP. And though BJP also would have rather not conceded any ground in the seat-rich UP, regional parties seemingly failed to dent its aspirations this time. With a clear majority and strong performances from its own regional allies, BJP will go on to form the government and further marginalise the opposition

■ Largest party ■ Second Largest ■ Others



In 1967, strong showings from the likes of Jana Sangh and socialist parties put the spotlight on smaller players for the first time

A sweeping anti-Congress coalition in 1977 brought together several smaller regional outfits who controlled Lok Sabha for a brief period

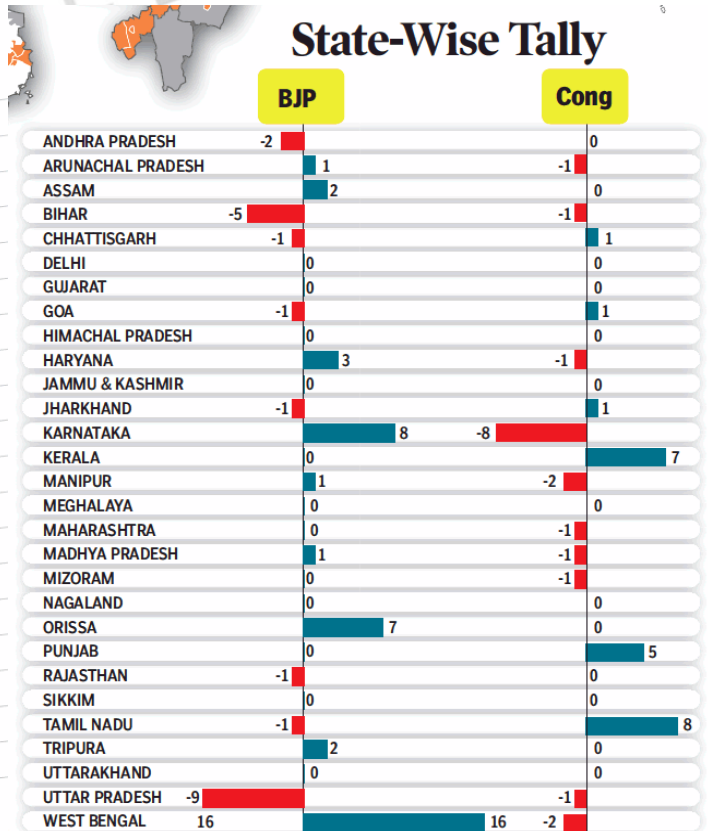
The gathbandhan in UP and powerhouses in eastern states were unable to halt BJP's march to power, though regional parties won large numbers in the south

Results and leads as of 10.30pm

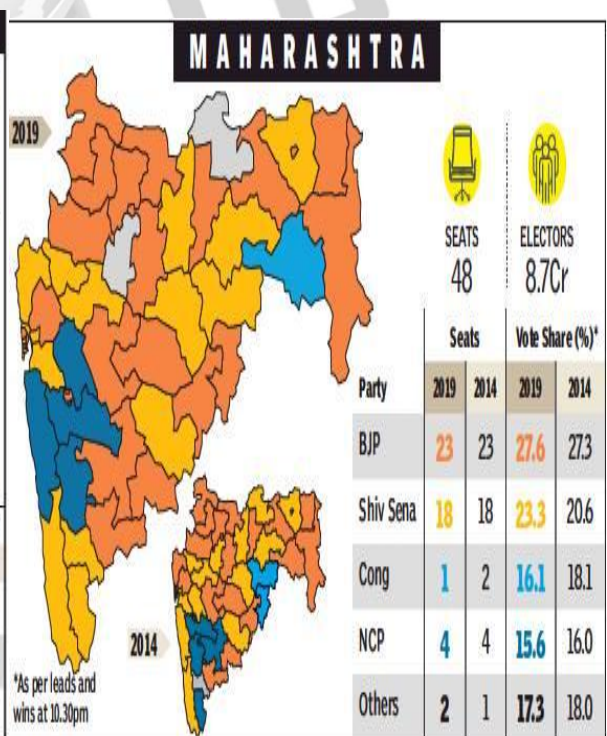
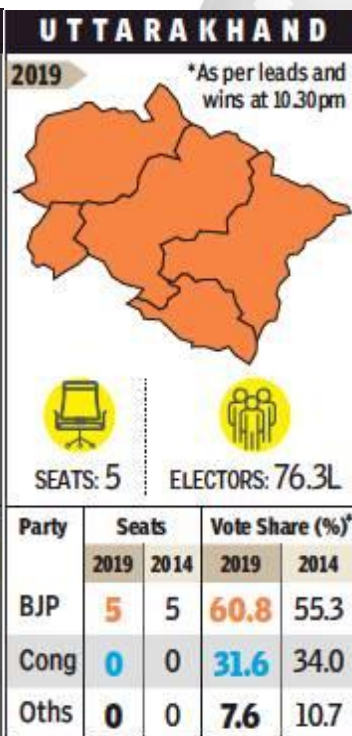
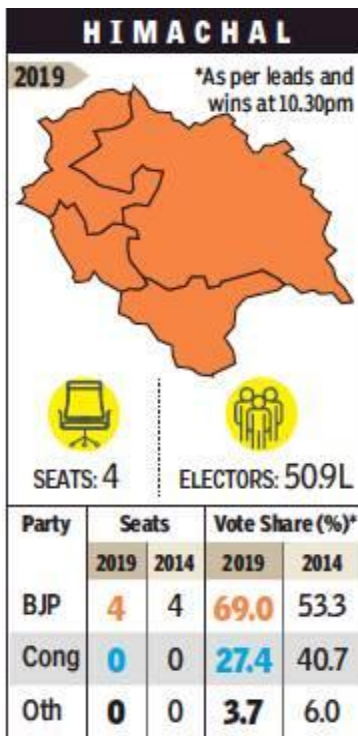
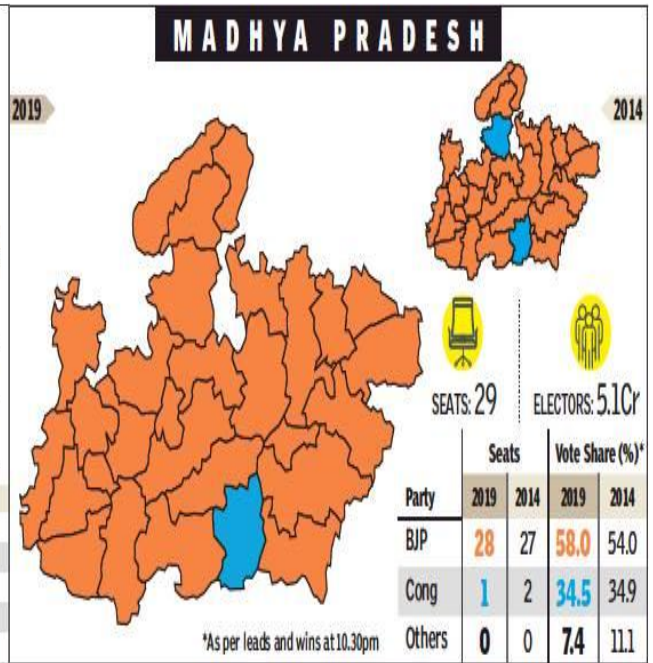
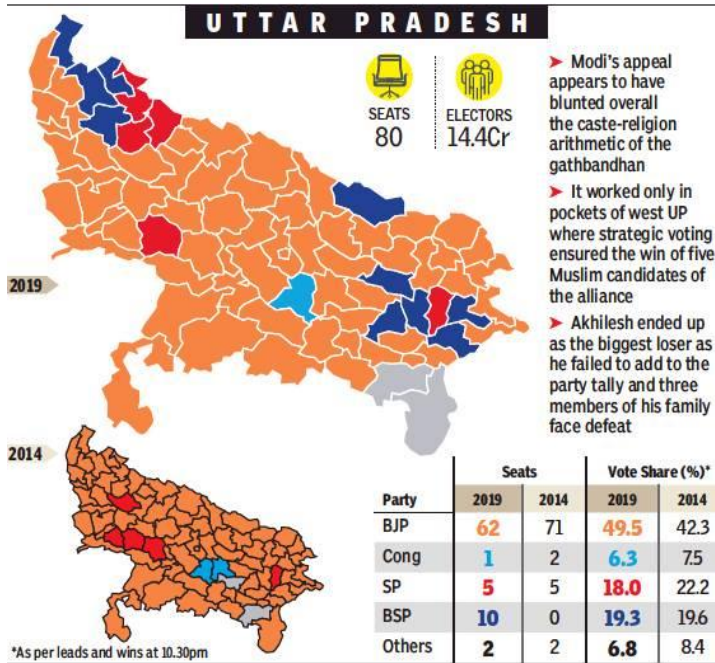
## The top 20

Party	2019 Seats	Gain/Loss	Vote %	Gain/Loss
BJP	303	21	37.4	6.4
Cong	52	8	19.5	0.2
DMK	23	23	2.2	0.5
TMC	22	-12	4.1	0.3
YSRCP	22	13	2.5	0
Sena	18	0	2.1	0.2
JDU	16	14	1.5	0.4
BJD	12	-8	1.5	-0.2
BSP	10	10	3.7	-0.5
TRS	9	-2	1.3	0.1
LJP	6	0	0.5	0.1
NCP	5	-1	1.4	-0.2
SP	5	0	2.6	-0.8
TDP	3	-13	2	-0.5
CPIM	3	-6	1.8	-1.5
NC	3	3	0	-0.1
IUML	3	1	0.3	0.1
AIADMK	1	-35	1.3	-1.9
CPI	2	1	0.6	-0.2
SAD	2	-2	0.6	-0.1

## State-Wise Tally



# State-wise Lok Sabha election results – A Pictorial report



## RAJASTHAN

2019

\*As per leads and wins at 10.30pm



SEATS  
25



ELECTORS  
4.8Cr

2014

Party	Seats		Vote Share (%)	
	2019	2014	2019	2014
BJP	24	25	58.5	54.9
Cong	0	0	34.2	30.4
Others	1	0	7.3	14.7

## GUJARAT

2019



SEATS  
26



ELECTORS  
4.5Cr

\*As per leads and wins at 10.30pm

Party	Seats		Vote Share (%)	
	2019	2014	2019	2014
BJP	26	26	62.2	59.1
Cong	0	0	32.1	32.9
Oth	0	0	5.7	8.1

## PUNJAB

2019

\*As per leads and wins at 10.30pm



SEATS: 13



ELECTORS: 2Cr

2014

Party	Seats		Vote Share (%)	
	2019	2014	2019	2014
SAD	2	4	27.4	26.3
BJP	2	2	9.6	8.7
Cong	8	3	40.1	33.1
AAP	1	4	7.4	24.4
Oths	0	0	15.4	7.6

## HARYANA

2019



SEATS: 10



ELECTORS: 1.7Cr

\*As per leads and wins at 10.30pm

Party	Seats		Vote Share (%)	
	2019	2014	2019	2014
BJP	10	7	58.0	34.7
Cong	0	1	28.4	22.9
Oth	0	2	13.7	42.4

## JAMMU & KASHMIR

2019

\*As per leads and wins at 10.30pm



SEATS: 6



ELECTORS: 77.8L

2014

Party	Seats		Vote Share (%)	
	2019	2014	2019	2014
PDP	0	3	2.4	20.5
BJP	3	3	46.2	32.4
Cong	0	0	28.6	22.9
NC	3	0	8.0	11.1
Oth	0	0	14.9	13.1

## GOA



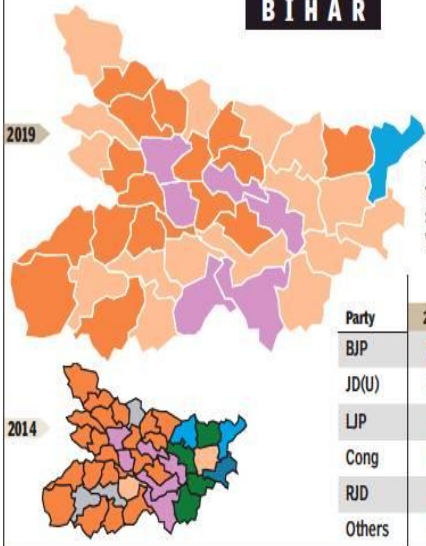
SEATS: 2



ELECTORS: 11.3L

Party	Seats		Vote Share (%)	
	2019	2014	2019	2014
BJP	1	2	51.2	53.4
Cong	1	0	42.9	36.6
Oths	0	0	5.9	10

## BIHAR

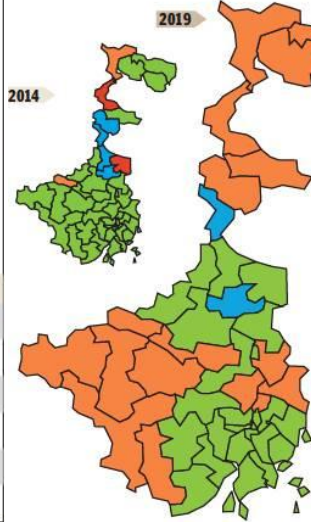


SEATS: 40  
ELECTORS: 7.1Cr

The Nitish Kumar-led JD(U) was the biggest gainer, adding 14 seats to its LS tally, while RJD was wiped off the map

Party	Seats		Vote Share (%)	
	2019	2014	2019	2014
BJP	17	22	23.6	29.4
JD(U)	16	2	21.7	15.8
LJP	6	6	7.9	6.4
Cong	1	2	7.7	8.4
RJD	0	4	15.4	20.1
Others	0	4	23.7	19.9

## WEST BENGAL



SEATS: 42  
ELECTORS: 6.9Cr

Party	Seats		Vote Share (%)	
	2019	2014	2019	2014
TMC	22	34	43.3	39.3
BJP	18	2	40.2	16.8
Cong	2	4	5.6	9.6
CPM	0	2	6.3	22.7
Others	0	0	4.5	11.5



## JHARKHAND



SEATS: 14  
ELECTORS: 2.2Cr

Party	Seats		Vote Share (%)	
	2019	2014	2019	2014
BJP	11	12	50.7	40.1
JMM	1	2	11.7	9.3
Cong	1	0	15.6	13.3
Oth	1	0	22	37.3

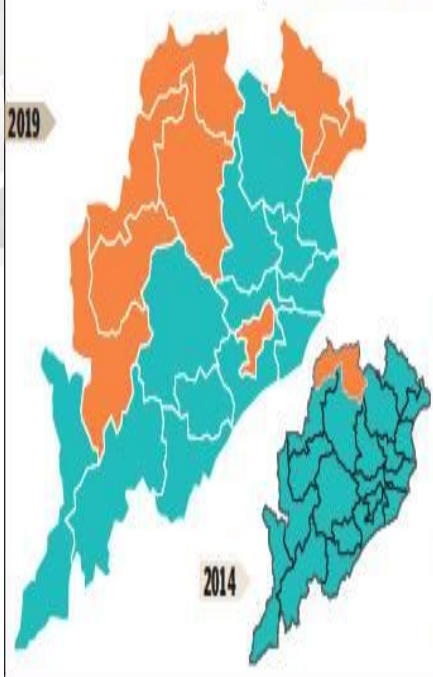
## CHHATTISGARH



SEATS: 11  
ELECTORS: 1.9Cr

Party	Seats		Vote Share (%)	
	2019	2014	2019	2014
BJP	9	10	50.7	48.7
Cong	2	1	40.9	38.4
Oths	0	0	8.4	12.9

## ODISHA

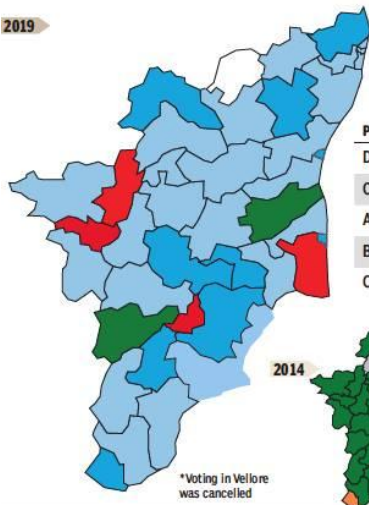


SEATS: 21  
ELECTORS: 3.2Cr

Party	Seats		Vote Share (%)	
	2019	2014	2019	2014
BJD	13	20	42.8	44.1
BJP	8	1	38.4	21.5
Cong	0	0	13.6	26.0
Oth	0	0	5.2	8.4

### TAMIL NADU

2019



SEATS: 39\* ELECTORS: 5.9Cr

Party	Seats		Vote Share (%)	
	2019	2014	2019	2014
DMK	20	0	32.9	23.6
Cong	8	0	12.9	4.3
AIADMK	1	37	18.6	44.3
BJP	0	1	3.6	5.5
Others	9	1	32.0	22.4

DMK's alliance with Congress and Communists helped to reduce the AIADMK to just one seat

It's the one state where BJP could make little impact. It did not win a single seat and it lost the one seat it won in 2014

\*Voting in Vellore was cancelled

### KERALA

2019

2014



SEATS 20 ELECTORS 2.5Cr

Party	Seats		Vote Share (%)	
	2019	2014	2019	2014
Cong	15	8	37.3	31.1
Left	1	6	31.8	29.2
BJP	0	0	12.9	10.3
Others	4	6	17.9	29.4

### KARNATAKA

2019



SEATS: 28 ELECTORS: 5Cr

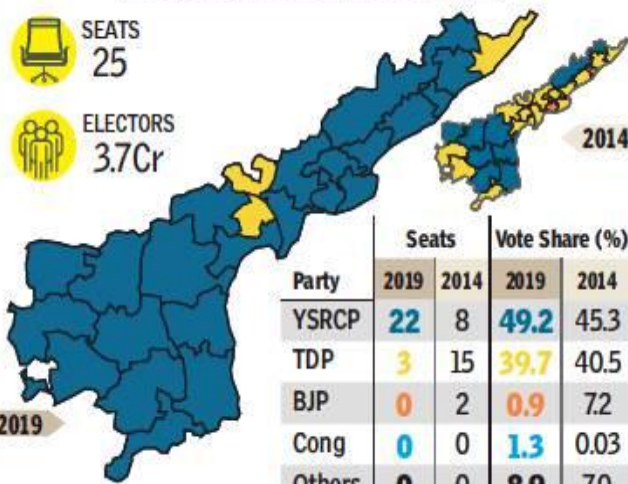
Party	Seats		Vote Share (%)	
	2019	2014	2019	2014
BJP	25	17	51.4	43.0
Cong	1	9	31.9	40.8
JD(S)	1	2	9.7	11.0
Others	1	0	7.0	5.2

### UNION TERRITORIES

UTs	2019	2014
Daman & Diu	BJP	BJP
Dadra & Nagar Haveli	IND	BJP
Andaman & Nicobar Islands	INC	BJP
Lakshadweep	NCP	NCP
Puducherry	INC	AINRC (NDA)
Chandigarh	BJP	BJP

### ANDHRA PRADESH

2019

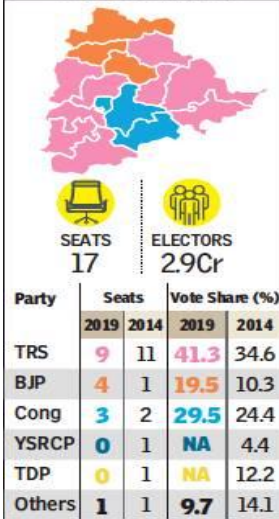


SEATS 25 ELECTORS 3.7Cr

Party	Seats		Vote Share (%)	
	2019	2014	2019	2014
YSRCP	22	8	49.2	45.3
TDP	3	15	39.7	40.5
BJP	0	2	0.9	7.2
Cong	0	0	1.3	0.03
Others	0	0	8.9	7.0

### TELANGANA

SEATS 17 ELECTORS 2.9Cr

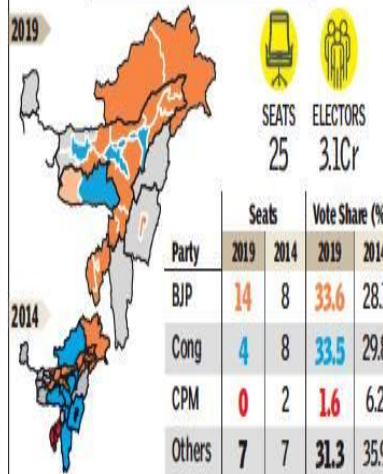


Party	Seats		Vote Share (%)	
	2019	2014	2019	2014
TRS	9	11	41.3	34.6
BJP	4	1	19.5	10.3
Cong	3	2	29.5	24.4
YSRCP	0	1	NA	4.4
TDP	0	1	NA	12.2
Others	1	1	9.7	14.1

### NORTHEAST

2019

2014



SEATS 25 ELECTORS 3.1Cr

Party	Seats		Vote Share (%)	
	2019	2014	2019	2014
BJP	14	8	33.6	28.1
Cong	4	8	33.5	29.8
CPM	0	2	1.6	6.2
Others	7	7	31.3	35.9

